
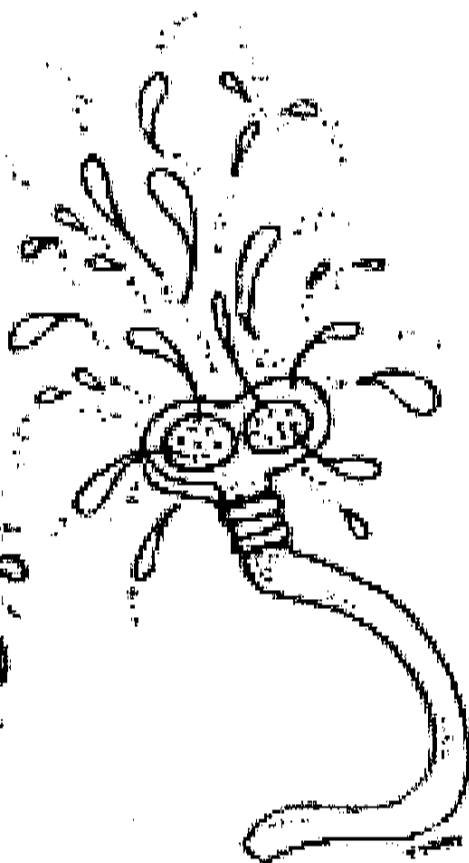



# My Summer Practice Book

Name \_\_\_\_\_

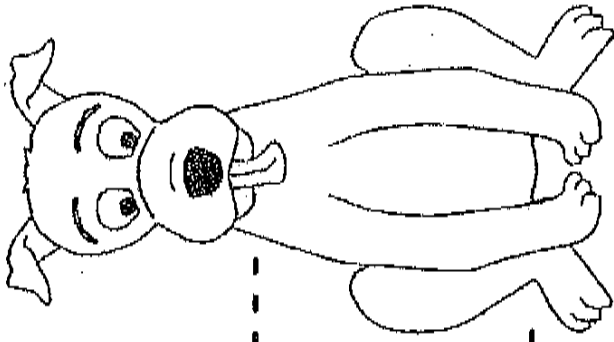
Age \_\_\_\_\_



# Pencil control 1

Name: \_\_\_\_\_

Start from the dots and carefully trace over the lines from left to right.




Name: \_\_\_\_\_

Say the name of the pictures out loud. Circle the letter in the row that is the beginning sound of the picture.



t

c




d

h



p

r



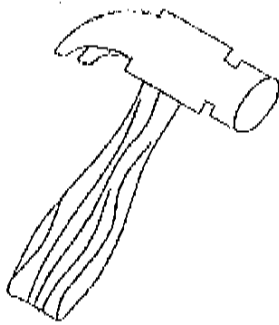
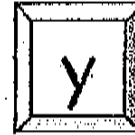
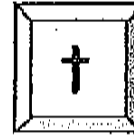
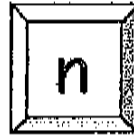
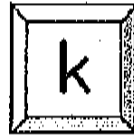
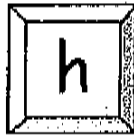
g

l


---

Name: \_\_\_\_\_

Say the name of each picture out loud. Print the letter that makes the sound you hear at the beginning of each word.




\_\_\_\_\_  
\_\_\_\_\_  
\_\_\_\_\_




\_\_\_\_\_  
\_\_\_\_\_  
\_\_\_\_\_




\_\_\_\_\_  
\_\_\_\_\_  
\_\_\_\_\_



\_\_\_\_\_  
\_\_\_\_\_  
\_\_\_\_\_




\_\_\_\_\_  
\_\_\_\_\_  
\_\_\_\_\_




\_\_\_\_\_  
\_\_\_\_\_  
\_\_\_\_\_

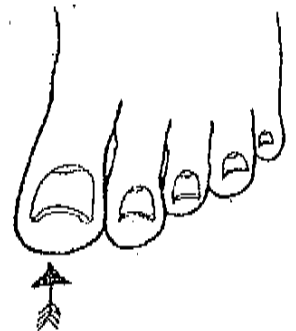



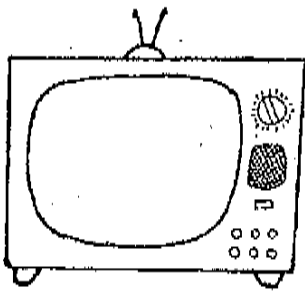

Write the first sound under each picture.



p



a



Name: \_\_\_\_\_

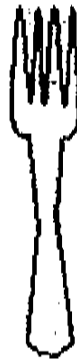
Say the name of each picture out loud. Print the letter that makes the sound you hear at the beginning of each word.



\_\_\_\_\_

\_\_\_\_\_

\_\_\_\_\_



\_\_\_\_\_

\_\_\_\_\_


\_\_\_\_\_



\_\_\_\_\_

\_\_\_\_\_

\_\_\_\_\_



\_\_\_\_\_

\_\_\_\_\_


\_\_\_\_\_



\_\_\_\_\_

\_\_\_\_\_

\_\_\_\_\_



\_\_\_\_\_

\_\_\_\_\_

\_\_\_\_\_

Name: \_\_\_\_\_



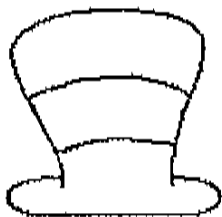
\_\_\_ at



\_\_\_ at



\_\_\_ at



\_\_\_ at



\_\_\_ at

Use the letters below to fill in the blanks for the "at" word family.

b

c

h






m

r

Name: \_\_\_\_\_

# Match Letter & Write the Word


Glue the matching letters and write the word.

		ig	
		ig	
		ig	
		ig	
		ig	

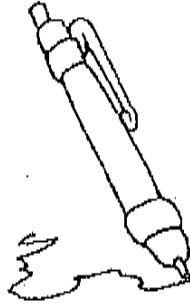
b	j	p	w	d
---	---	---	---	---



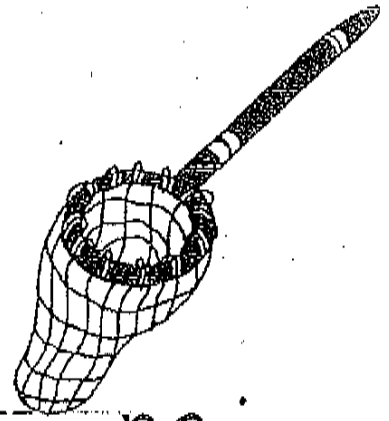
Listen carefully for the sound at the end.




he



pe




ne



ha



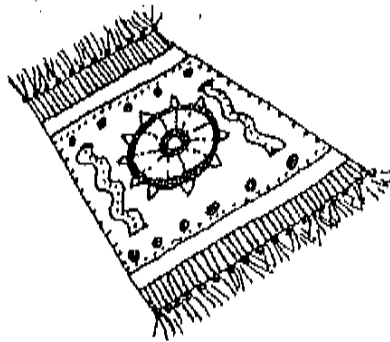
ra




ca



ma



ma



ca

Fill in the missing sounds.




b g




c p




d g



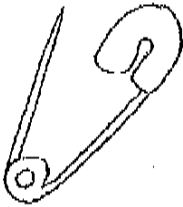
h n



s n




w b



p n




p n



f n

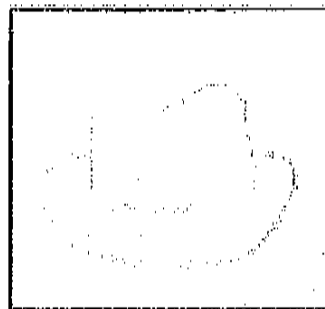
Say it. Find it. Write it. X it.



\_\_\_\_\_

\_\_\_\_\_


\_\_\_\_\_



\_\_\_\_\_

\_\_\_\_\_

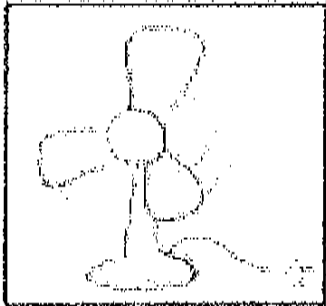
\_\_\_\_\_



\_\_\_\_\_

\_\_\_\_\_


\_\_\_\_\_



\_\_\_\_\_

\_\_\_\_\_

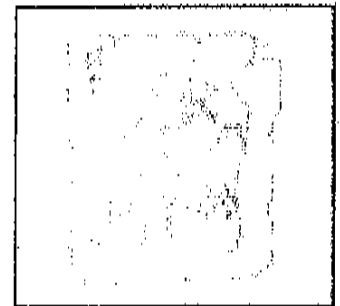
\_\_\_\_\_



\_\_\_\_\_

\_\_\_\_\_

\_\_\_\_\_



\_\_\_\_\_

\_\_\_\_\_

\_\_\_\_\_

word bank

cat

hat

map

~~jam~~

fan

pan

mat

sad

dad

bat

Name: \_\_\_\_\_

'ap' Family: Draw a line to match the picture and the word.



map



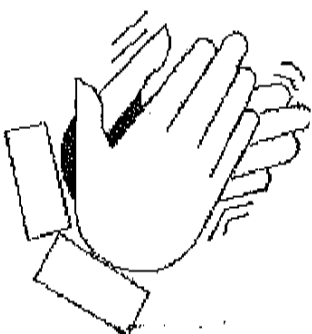
cap



clap

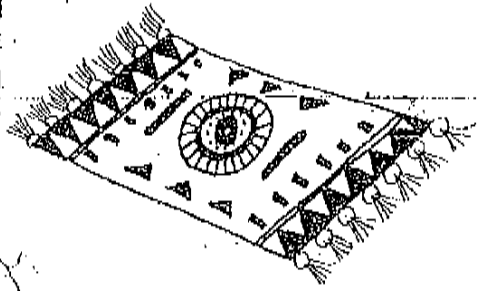


nap




flap

Choose the word and write it underneath.



met mat man


mat



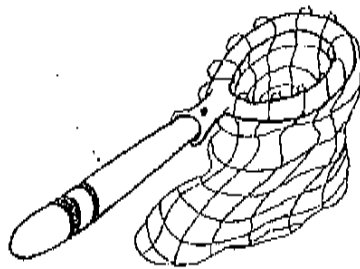
log dig dog




cup cut cap




peg egg pig



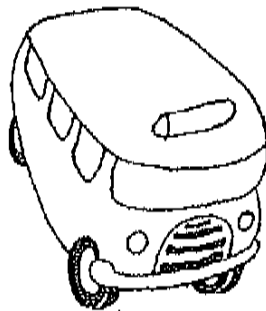
net nut not




and ant act



hen hat pen




bin bus bug



sub sit sun

Name: \_\_\_\_\_

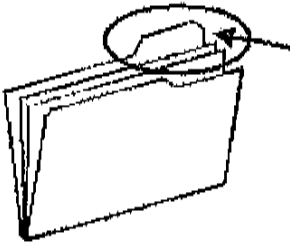
"ab" Family: Draw a line to match the picture and the word.




cab



crab



gab



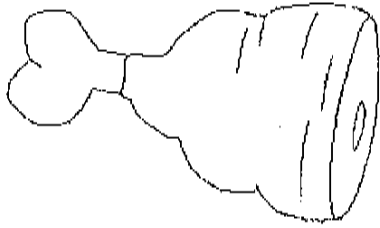
slab



tab

Name: \_\_\_\_\_


"am" Family: Draw a line to match the picture and the word.




clam



ham



ram



swam



yam

# Reading practice

- Look at the pictures and fill in the missing words.  
Read the sentences.

Mum Dad dog cat

This is \_\_\_\_\_.



This is \_\_\_\_\_.




This is a \_\_\_\_\_.



This is a \_\_\_\_\_.



They are all going to play! \_\_\_\_\_



Humpty Dumpty sat on the wall  
Humpty Dumpty had a great fall!



Name: \_\_\_\_\_

Date: \_\_\_\_\_

# Phonics

Write the rhyming words of the following

Ban \_\_\_\_\_

Cat \_\_\_\_\_

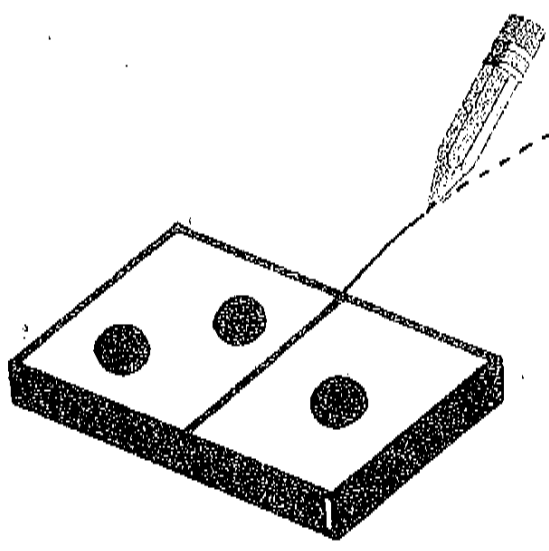
Bed \_\_\_\_\_

Men \_\_\_\_\_


Beg \_\_\_\_\_

Rain \_\_\_\_\_


Count the spots on each domino.  
Draw a line to match each domino  
to the correct number.




3




7




5



8

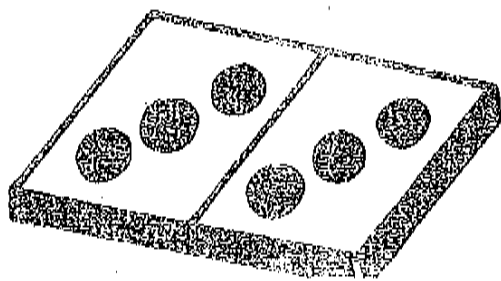


10

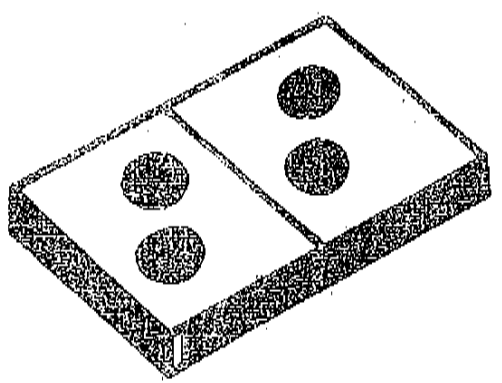


6

9



4






Name \_\_\_\_\_

# Counting Fun!




Worksheet 3

Read each question and color the circle next to the correct answer.




1. Which picture shows 5 bears?

- 
- 
- 




2. Which picture shows 2 balls?

- 
- 
- 




3. Which picture shows 3 cars?

- 
- 
- 




4. Which picture shows 4 ducks?

- 
- 
- 

5. Which picture shows 2 trains?

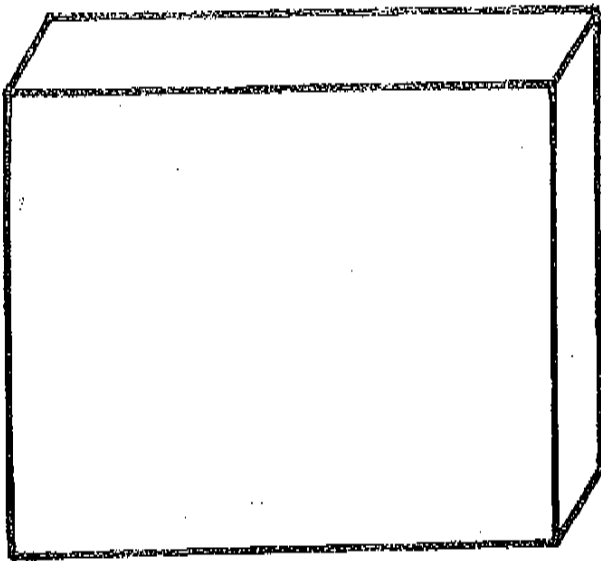
- 
- 
- 

6. Which picture shows 5 bells?

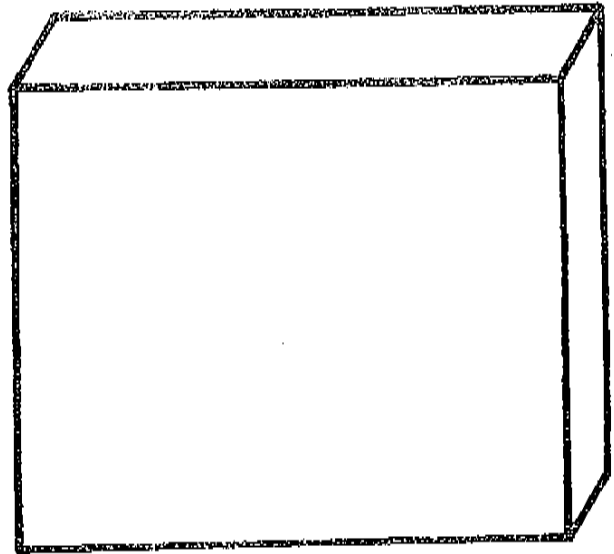
- 
- 
- 



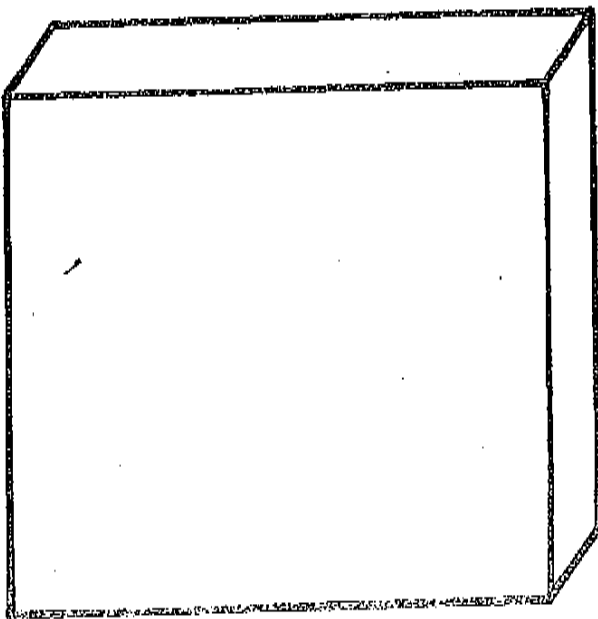
These are Eddy's toy boxes.  
Draw the right number of toys  
in each box.



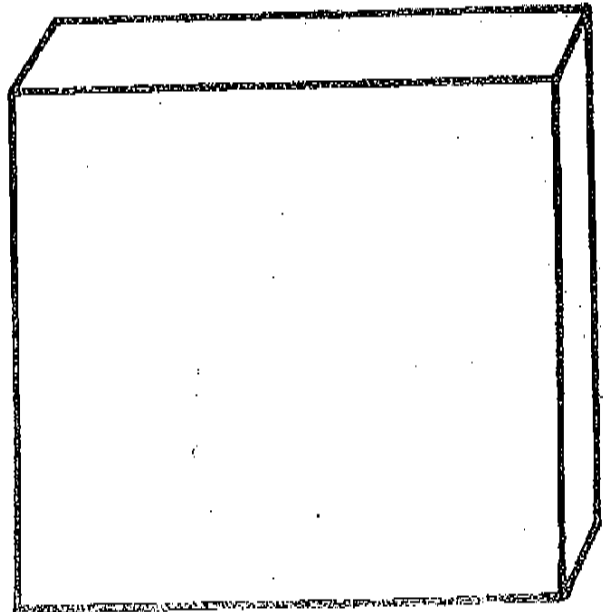
4 balls



7 pencils




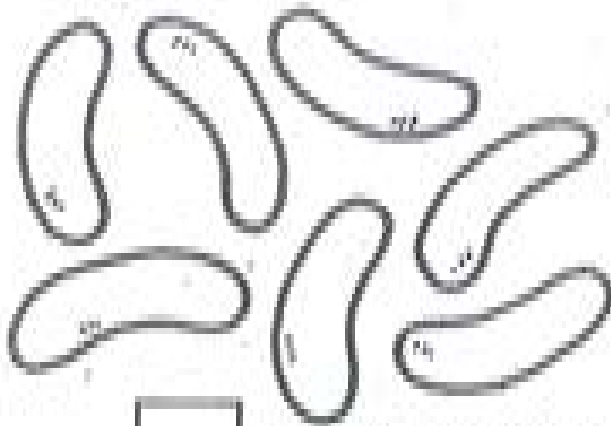
3 cars




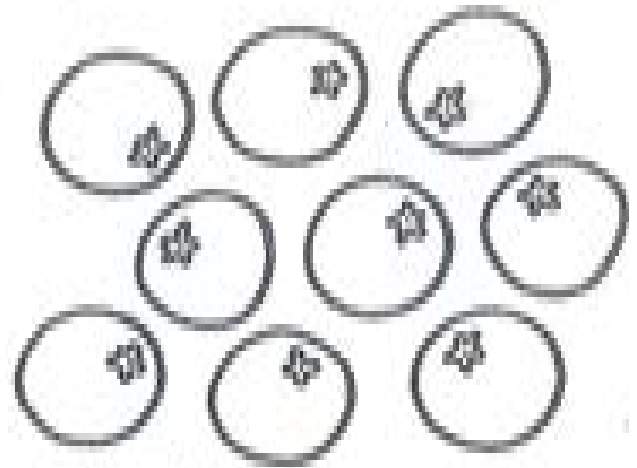
5 books

1 2 3 4 5 6 7 8 9 10


Colour and count.





brown sausages




red tomatoes



green peas











































yellow lemons



orange carrots

Name: \_\_\_\_\_

Look at the pattern in each row. Circle the picture that continues the pattern.  
Color the pictures.

Practice counting to twenty (20)  
by filling in the missing  
numbers below.

DATE \_\_\_\_\_

NAME \_\_\_\_\_



1			4		6		8	9	
11		13		15		17			20

	2	3		5					10
	12				16			19	

1		3				7		9	
	12		14						20

		3		5			8		10
11					16	17			

Name \_\_\_\_\_

Date \_\_\_\_\_

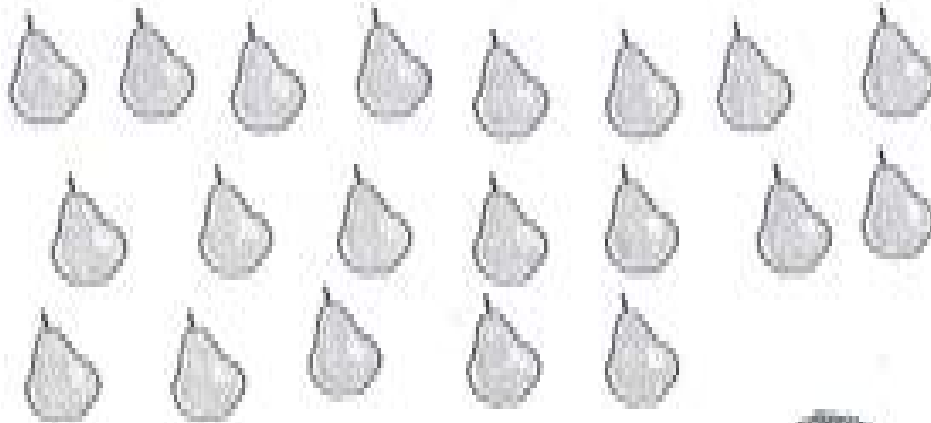


## COUNTING TO 25 SHEET 1

Help Newton to count his apples and pears.



How many apples? \_\_\_\_\_



How many pears? \_\_\_\_\_



WWW.MATH-SALAMANDERS.COM

WWW.MATH-SALAMANDERS.COM



Name \_\_\_\_\_ Date \_\_\_\_\_

1		3		5		8		10
---	--	---	--	---	--	---	--	----

11				15		17		19
----	--	--	--	----	--	----	--	----

21		23			26			29
----	--	----	--	--	----	--	--	----

31		33			35		38	40
----	--	----	--	--	----	--	----	----

	42		44			47		49
--	----	--	----	--	--	----	--	----

Name \_\_\_\_\_ Date \_\_\_\_\_

51

53

55

57

59

60

61

62

64

66

68

70

71

73

75

77

80

81

84

86

88

90

91

93


95

97


100

Date \_\_\_\_\_


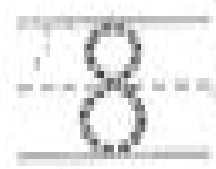
# Review: Addition



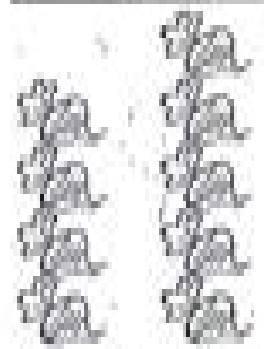
Count the items in each group. Then, add or count them all together. Write the number to show how many.



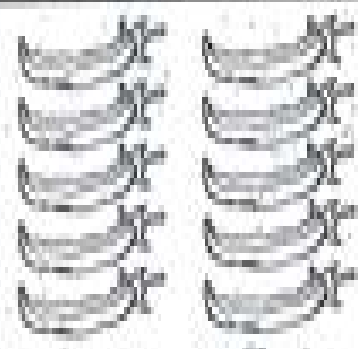
**5 + 3 =**



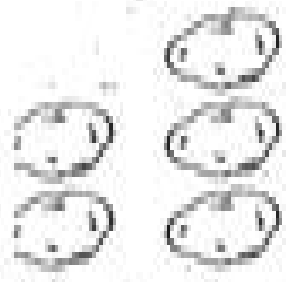
**4 + 2 =**




**4 + 5 =**



**5 + 5 =**



**2 + 3 =**



**3 + 3 =**




# Take 2 away




$\times$  2 out

Count how many are left



4 take away 2 makes



5 take away 2 makes



6 take away 2 makes

0 1 2 3 4 5 6 7 8 9 10